



宝中宝


BAO ZHONG BAO

JINGZHONGJING GROUP-GUANGZHOU SHINELY



www.gz-btb.com

E-mail : info@gz-btb.com



Advantages

	<p>LOW NOISE</p> <p>Cabins with low acoustic emission (<75 dB, 73 dB on average).</p>		<p>LED LIGHTS</p> <p>Our cabins include high-brightness LED lighting (+1000 lux)</p>
	<p>DOUBLE TURBINE</p> <p>Limits vibrations at start-up and throughout operation, creating uniform airflow and eliminating turbulence</p>		<p>PANEL DIGITAL HMI TOUCHPAD (optional)</p> <p>Standard installation of HMI digital control panel with easy-to-use pre-programmed recipes</p>
	<p>DOUBLE GLAZING</p> <p>Double glazing with air chamber prevents heat loss, increasing temperature stability</p>		<p>INSULATED ROOF (optional)</p> <p>Our cabins have an insulated plenum to prevent heat loss on the roof.</p>
	<p>LAMINATED GLASS</p> <p>Laminated glass throughout the facility</p>		<p>COMPONENTS FROM TOP BRANDS</p> <p>Frame made entirely with components from top European brands</p>
	<p>HIGH MODULARITY</p> <p>Flexible installations to fit into any space configuration to meet specific customer needs</p>		<p>EUROPEAN STANDARDS</p> <p>Our products are 100% manufactured according with the CE standards</p>
	<p>SPARE PARTS</p> <p>Genuine spare parts to ensure optimal operation throughout the life of the equipment</p>		<p>SPECIALIZED TECHNICAL SERVICE</p> <p>BZB own technical and after-sales service.</p>



A. Spray booth **BZB-A701**, dim. 6,90 x 4,00 x h. 2,65 m

a. Main features

Indicative image



Change the photo with full grida and full loading ramp

	LENGHT	WIDTH	HEIGHT	
			Outside	Inside
Dimensions	6.900	4.000	3.400 mm	2.650 mm



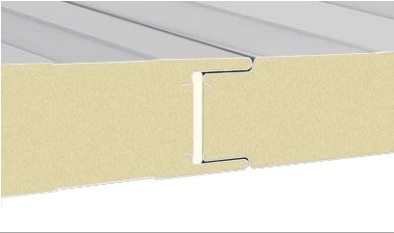


Frontal Door	3-wings	Width and height of passage	3.000 x h.2.600 mm
	Inspection windows	Shutters supplied with inspection windows and safety glasses	550 x h.1800 mm
	Personnel door	Width and height of passage	800 x 2.000 mm.


Air Generator Unit	Airflow	25.000 m ³ /h
	Motor power	7,5 kW Siemens motor
	Average air speed into the empty cabin	0,25 m/s
	Inside cabin noise level	<75 dB.73 dB average
	Thermal power	260.000 Kcal/h (310 KW)


Thermal equipment	Type	Riello RG5S
	Burner consumption	Diesel (gasoil)
	Recycling	YES
	Max. temp. in drying phase	80°
Air Extractor Unit	Airflow	25.000 m³/h
	Motor power	7,5 kW Siemens motor
	Inside cabin noise level	<75 dB.73 dB average
Lighting	Type	CE Standards – inspection from inside
	No. of tubes/Lux	<ul style="list-style-type: none"> - Upper lights: 8 fixtures x 4 pcs = 32 pcs Led lighting; - Side lights: 8 fixtures x 4 pcs = 32 pcs Led lighting Intensity +1,000 Lux
Floor	Type	Full Grids Metal Basement
	Dimensions	6.900 x 4000 x h. 300 mm.
	Loads (Punctual/Distributed)	650 Kg per wheel print
	Filters (Type)	Paint-Stop / EU3
Control Board	Type	Button type control box. Main circuit has multi-protection. With Light switches, spraying, risen-temperature spraying, baking, baking temperature, time setting, failure indicator, temperature controller, temperature limit controller, emergency stop, breakdown alarm etc.
Isolation	Fontal Door	Improved construction with no loss
	Roof	Not isolated plenum
	Panels	With rock wool thermal and acoustic insulation
Power Requirements	ELECTRICITY	
	Power	16,8 kW approx..
	Tension	400V-50Hz (3PH+N+PE)





b. Additional information

3-wing front door		1 Unit.
	<p>The front door is composed of a steel-tube load bearing chassis, which houses the large central door.</p> <ul style="list-style-type: none"> ✓ Door with -wings with perimeter gaskets made of rubber with high neoprene content. ✓ All the shutters are supplied with inspection windows with safety glasses. ✓ Locking system consisting of robust steel components with reinforced handle. ✓ Thermal insulation by rock wool. 	
Service Door		1 Unit.
	<p>Service door located at side of the cabin.</p> <ul style="list-style-type: none"> ✓ Safety lock with overpressure protection. ✓ Provided with a porthole with safety glass for the inspection. ✓ Thermal insulation by rock wool. ✓ Anti explosion handle 	
Side Walls		1 Unit.
	<p>Sandwich panels of 50 mm thick, specifically built by BZB, assembled together by means of a male-female system, without welds or screws, with internal rock wool insulation of 50 Kg/m³ density, closed around its perimeter.</p> <ul style="list-style-type: none"> ✓ High corrosion resistance. ✓ Excellent solvent resistance. ✓ Easy to clean. 	
Filtering ceiling		1 Unit.
	<p>The filtering ceiling is formed by a bearing structure made of a sequence of plane trusses of section bars, in which inside part are mounted the filtering panels, covered with white coloured frames fixed with special Bakelite pommels.</p> <ul style="list-style-type: none"> ✓ Made of painted galvanized sheet metal with special profiles for a better hermetic seal. <p>The filtering efficiency is 99.8% like the AFI Norms. Heat resistance: until 100/120°C. The filters are self-extinguishing according to DIN 53438 - Class F1 rules.</p> <ul style="list-style-type: none"> ✓ Self-extinguishing. ✓ Saturated with fixing resin dust. 	
	Filter Type	Synthetic fibre / EU5
Lighting		1 Unit.
	<p>Top lighting located on the ceilings in an inclined position and side lighting located on the side's panels, on both sides of the cabin.</p> <ul style="list-style-type: none"> ✓ Removable from the inside of the cabin. ✓ Composed of hermetic ceilings with LED tubes protected by laminated glass with metal frames and sealing neoprene gaskets. ✓ CE standards classified. ✓ Light tone: high-performance neutral. ✓ Estimated light intensity: +1000lux 	
Full Grids Metal Basement with Full Loading Ramp		1 Unit.

	<p>The full grids metal basement (h.300 mm) with the full loading ramp, is endowed with modular panels of electro galvanized grids forged to industrial sweater in designed to withstand heavy weight equipment with maximum weight to be supported of 650 Kg for wheel print. Besides, there are several under-grates metallic looms in order to close central zones where suction is not provided, with paint-stop filter.</p> <ul style="list-style-type: none"> ✓ Easy handling and cleaning.
---	--

Ventilation unit – INLET		1 Unit.
	<p>The booth is supplied with 1 power unit, on the side of the cabin, equipped with pre filtering cells. The power unit has a surface structure made of panels with two sheets of galvanized iron filled with rock wool.</p> <p>This structure bears:</p> <ul style="list-style-type: none"> ✓ No.2 motors of 4 kW ✓ No.2 high efficiency fans, for a total airflow of 25.000 m³/h ✓ Motor and fan transmission through belt and pulley ✓ no.1 stainless steel heat exchanger made of stainless steel (SUS304), δ=1.2 mm, made of double-layer heat exchange stainless steel tubes of 260.000 Kcal/h (310 kW) ✓ With gasoil (diesel) burner <p>The power unit is equipped with:</p> <ul style="list-style-type: none"> ✓ Safety and control thermostat ✓ Pre-filtering cells inserted on special slides and frames. ✓ The power unit is supplied with connecting ducts between the power unit and the plenum. 	

Ventilation unit – AIR EXTRACTION		1 Unit.
	<p>Extractor unit.</p> <p>- Centrifugal fan and filtering equipment consisting of two layers of dry filters located under the fans.</p> <p>This structure carries:</p> <ul style="list-style-type: none"> ✓ No.1 7.5 kW motor ✓ No.1 high-efficiency fan, for an airflow of 25.000 m³/h ✓ Holding structure in press bent galvanized iron. ✓ Closure panels insulated. ✓ Motor and fan transmission through belt and pulley. ✓ No.1 manual calibration damper 	

Control board		1 Unit.
	<p>EU standard control system, it includes the following components:</p> <ul style="list-style-type: none"> ✓ Ventilation start/stop depending on the work phase to be carried out. ✓ Start/stop and temperature programming. ✓ Turning lighting on and off. ✓ Fault alarms. ✓ Ventilation failure. ✓ Power failure. ✓ Temperature inside the cabin. ✓ Hours of service counter. ✓ Emergency stop <p>Documentation to be delivered with the booth:</p> <ul style="list-style-type: none"> ✓ User manual, program management guide, description and how to use. ✓ Electrical diagrams of the system. 	



B. Quality Standards

The installation of BZB equipment in a large number of countries with strict management and manufacturing regulations guarantees the quality of our products.

Our company has certified its quality management under the requirements of the ISO 9001 standard for design, manufacturing and assembly activities.

In addition, our installations are in general compliance with the following directives:

- Directive 2014/35/EU: Marketing of Electrical Equipment intended for use with certain voltage limits.
- Directive 2014/30/EU: Electromagnetic Compatibility (recast).
- Directive 2006/42/EC: Machinery Directive.
- Directive 2011/65/EU RoHS II (Restriction of Hazardous Substances)

French Regulations:

- Guide ventilation 9.1 (INRS ED839)
- Order of 8 October 1987 (Official Journal of 22/10/1987)
- Order of 3 May 1990

Harmonised technical standards:

- EN 12100: Safety of machinery. General principles for design.
- EN 61000-6-4: Electromagnetic compatibility (EMC). Part 6: Generic Standards. Emission standard in industrial environments.
- EN 61000-6-1: Electromagnetic compatibility (EMC). Part 6: Generic Standards. Immunity in residential, commercial, and light industrial settings.
- EN 60204-11: Safety of machines. Electrical equipment of the machines.

The image displays several certification documents:

- 出口证书 (Export Certificate):** Issued by Beijing Zhonglian'anrun Certification Center.
- 环境认证 (Environmental Management System):** ISO 14001 certification for Environmental Management System.
- SGS/CE:** CE marking and SGS certification.
- TUV/CE:** CE marking and TUV certification.
- Certificate of Conformity:** Issued by TÜV AUSTRIA, certifying compliance with machinery safety standards (EN 12100, EN 60204-11).

This installation is delivered accompanied:

- Warranty Certificate
- Instruction & Maintenance Manual

BZB offers you an after-sales service that allows you to maintain optimal operation of the facilities throughout their useful life info@gz-btb.com



C. Economic proposal

No.1 spray booth model BZB-A701 (as described in the offer)	USD 12,000 NET EXW
--	---------------------------

<i>Ducts</i>	NOT INCLUDED
<i>Assembly</i>	NOT INCLUDED
<i>Delivery time</i>	3/4 WEEKS FROM THE ORDER CONFIRMATION
<i>Transport</i>	NOT INCLUDED

(TAXES NOT INCLUDED)

Payment Terms:

- 30% at the order confirmation, by bank transfer
- 70% prior to loading of the order at the factory, by bank transfer



D. Warranty and Exclusions

Guarantee: 1 year

Offer Validity: 3 months

BZB guarantees each of the elements described in this offer, including commissioning of the product. However, please pay attention to the following exclusions:

- The execution of the civil works necessary for the proper assembly and operation of the installation to be supplied (air extraction pits, opening and sealing of holes in the roof, façade or walls for the installation of masonry ducts, cleaning and debris removal).
- Air inlet and outlet ducts, and combustion fume ducts; Except as otherwise expressly stated in this offer.
- The complete connections to the respective connection points:
 - Electricity to the machine's control panel, suitably sized and protected with circuit breakers in accordance with BZB specifications.
 - Grounding.
 - Natural Gas/Propane (Supply pressure: 100-300mbars)
 - Compressed air (permissible pressure: min.6 max. 8 bar). The customer will be responsible for the filtration, removal of oil, water, pressure regulation or any other element necessary for the operation of our equipment.
 - Water (Min. pressure 3 Bar). The customer will be responsible for filtration, descaling, reverse osmosis, ultraviolet or any other purification process necessary for the operation of our equipment.
 - Hot/cold water for hot or cold supply to thermal equipment equipped with water batteries. Each thermal unit is supplied with its corresponding shut-off valves (in which the connection must be made), and regulation valve (2 or 3 ways according to customer specifications), emptying and bleeding valve.
 - Sanitation
- Emission measurement points in accordance with regulations and means necessary for access to the vehicle (stairs, platforms, handrails, etc.)
- The unloading of materials at the installation site, their custody and their protection from the elements.
- Cranes, forklifts, scaffolding and other mechanical means necessary for the unloading of material, assembly work, etc., according to the list that will be sent prior to the start of the assembly work.
- The dismantling of existing installations on the site, except for their inclusion in this technical offer.
- Workers who provide continuous assistance to the BZB technical for the duration of the installation assembly work.
- The installation of any accessory or part of the installation that cannot be carried out in the assembly for reasons due to the state of the work and/or beyond the control of the manufacture.
- All the treatment products, consumables and fluids necessary for the testing, assembly and commissioning of the installation.
- The removal of debris, packaging and excess material.
- The calibration of probes, equipment or instrumentation for regulating the different elements of the cockpit control panel.
- The processing of all the documentation and contracting of the different control bodies necessary for the legalization of the machines.
- **Anything else that is not expressly stated in the offer**

